


PLAQUE DE PORTE


Notice de montage




MONTAGE PLAQUE DE PORTE CHROME



Retirer la bande transparente à l'aide de celle-ci





Monter le fond PVC



Retirer le film de protection des deux côtés

Insérer votre visuel



Insérer le plexi anti reflet

Changer votre visuel

